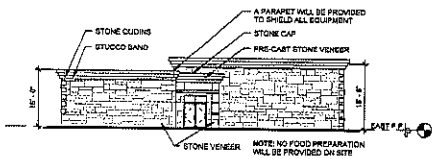

01 SOUTH FACING END - PRIMARY FACADE
1/16" = 1'-0"

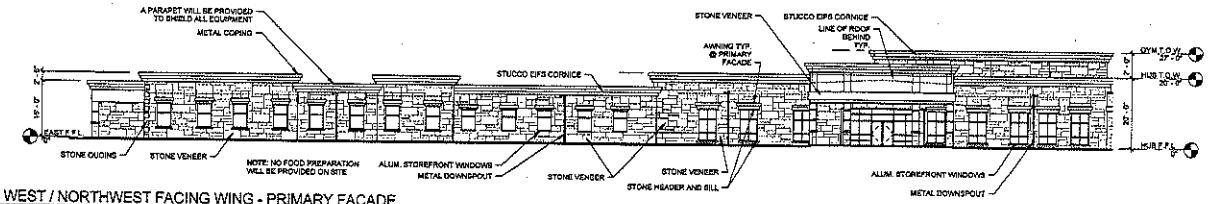

02 WEST / NORTHWEST FACING WING - PRIMARY FACADE
1/16" = 1'-0"

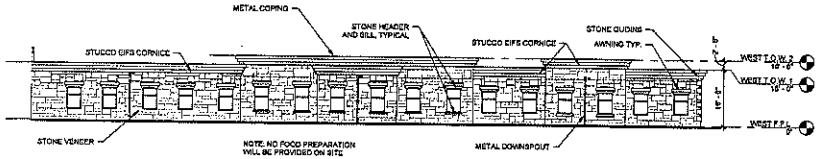

03 NORTH FACING WING - PRIMARY FACADE
1/16" = 1'-0"

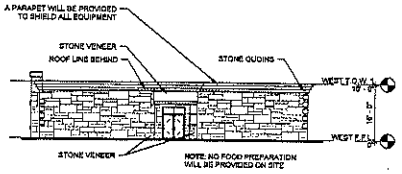

04 EAST FACING END - SECONDARY FACADE
1/16" = 1'-0"

FAÇADE STANDARD REQUIREMENTS				
PRIMARY FAÇADE	REQUIREMENTS	AREA	PROVIDED	MEET CITY REQS.
HORIZONTAL WALL ARTICULATION	50 LFT MAX LENGTH - OUTWARD OFFSET 15% MIN OF HEIGHT	15% OF 16' = 2.4'	YES - REFER TO ELEVATIONS 1, 2, AND 3	YES
	OFFSET LENGTH MINIMUM	10' MIN	YES - 21' AVERAGE - REFER TO ELEVATIONS 1, 2, AND 3	YES
VERTICAL WALL ARTICULATION	50' MAX LENGTH W/ VERTICAL EXTENSION AT 15% MIN OF HEIGHT	15% OF 16' = 2.4'	YES - REFER TO ELEVATIONS 1, 2, AND 3	YES
ARCHITECTURAL FEATURES	D.1 & 2 CORNICE	AT ALL FACADES	YES - SEE ELEVATIONS AND CORNICE DETAIL	YES
	D.1 & 2 AWNINGS 50% OF PRIMARY FACADE	AT PRIMARY FACADE	YES - REFER TO ELEVATIONS 1, 2, AND 3	YES

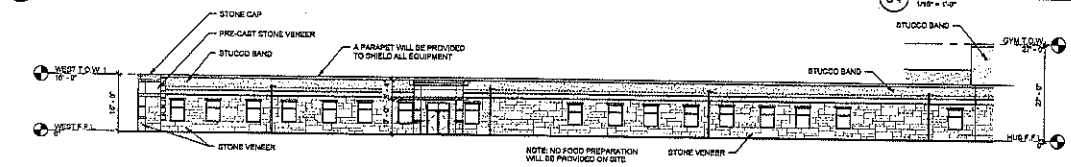

05 SOUTH FACING WING - SECONDARY FACADE
1/16" = 1'-0"

EXTERIOR MATERIALS PERCENTAGE REQUIREMENTS									
DIRECTION	TOTAL AREA	TOTAL AREA OPENINGS		REGULTANT AREA	FACE BRICK	%	STONE VENEER	%	MEETS
WEST NORTHWEST WING PRIMARY FACADE	5,178 SF	36%	436 SF	2,741 SF	2,376 SF	87	365 SF	13	YES
NORTH FACING WING PRIMARY FACADE	3,008 SF	44%	519 SF	2,716 SF	2,399 SF	88	316 SF	12	YES
SOUTH FACING END PRIMARY FACADE	1,203 SF	10%	58 SF	1,145 SF	927 SF	81	218 SF	19	YES
EAST FACING WING SECONDARY FACADE	3,990 SF		336 SF	3,654 SF	2,953 SF	80	701 SF	20	YES
CAFETERIA NORTHEAST SECONDARY FACADE	1,040 SF		137 SF	903 SF	903 SF	100	0 SF	0	YES
GYM NORTHWEST SECONDARY FACADE	3,751 SF		338SF	3,413 SF	1,339SF	40	2,074 SF	60	YES
CAFETERIA NORTHWEST SECONDARY FACADE	1,404 SF		60 SF	1,344 SF	1,007 SF	75	337 SF	25	YES
EAST FACING WING SECONDARY FACADE	3,641 SF		360 SF	3,481 SF	2,825 SF	81	656 SF	19	YES
SOUTH FACING END SECONDARY FACADE	1,203 SF		58 SF	1,145 SF	927 SF	81	218 SF	19	YES

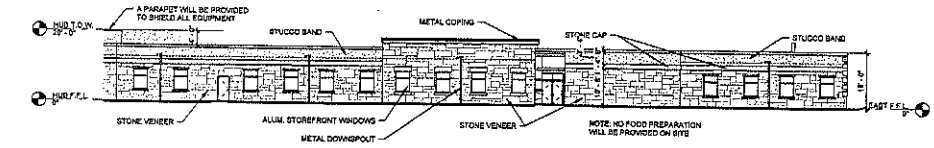

06 EAST FACING WING - SECONDARY FACADE
1/16" = 1'-0"

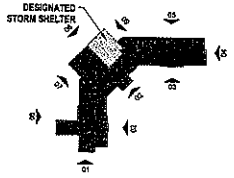

KEYED PLAN



05/30/2017

WPA
Planning · Architecture · Construction

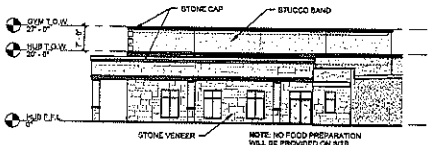

07 CAFETERIA - NORTHEAST ELEVATION - SECONDARY FACADE
1/16" = 1'-0"

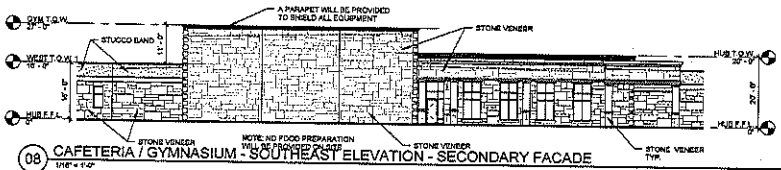

08 CAFETERIA / GYMNASIUM - SOUTHEAST ELEVATION - SECONDARY FACADE
1/16" = 1'-0"

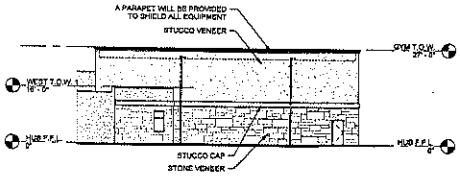

09 GYMNASIUM - SOUTHWEST ELEVATION - SECONDARY FACADE
1/16" = 1'-0"

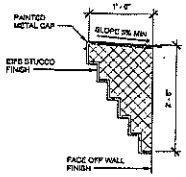

10 CORNICE DETAIL
3/4" = 1'-0"

DEVCON ASSOCIATES
PROFESSIONAL CONSULTANTS IN REAL ESTATE DEVELOPMENT

EXTERIOR ELEVATIONS

HARMONY SCHOOL OF INNOVATION-GRAND PRAIRIE

EAST FISH CREEK ROAD AND SOUTH BELT LINE ROAD
J.W.E. WALLACE ABSTRACT 1517 – TRACTS 1, 2, 3 AND 10

GRAND PRAIRIE, DALLAS COUNTY, TEXAS

DATE: APRIL 2017 FILE: P:/HARMONY/SITEPLAN

DI SCIULLO-TERRY, STANTON & ASSOCIATES, INC.
ENGINEERING AND SURVEYING
908 WEST MAIN STREET • ARLINGTON, TEXAS 76013
TELEPHONE: 817 • 275 • 3361 • FAX: 817 • 275 • 6920
ESTABLISHED 1953 • FIRM No. E-615 & S-100049-00
EMAIL: jstanton@dsterry.com

© DISCIULLO-TERRY, STANTON & ASSOCIATES, INC. 2017

PP-563
Sheet A1
Case No. Z170602 S170605

Planning Department

CASE NUMBER: P170602

MAY 31 2017

Received